



The Trainwire.



Inside this issue:

Scheduled events	2
Meeting Minutes	3
BOD Minutes	4
BOD Minutes cont...	5
Certificate	5
Hands on Clinic	6
Clinic cont.....	7
Modeler's Corner	8
Convention flyer	9
Railfanning flyer	10
Officer Info	11

Superintendent's Report.

Another successful Railfest is completed. Many people work very hard to make this a successful event for the Division Five group. Thank you for your help. Thank you to Jim Wendorf for the tremendous amount of work that he does to bring this event together. Railfest requires many helping hands and this is always shown with all the people who appear and help welcome vendors and guests. I would like to thank all who help put this weekend on. This entire process will

take place again next year. We do have one more big event when the National Convention comes to town in 2014. We will be asked to provide layouts, be guides and participate in the many activities. Keep in mind that all who enter the convention in any way must have paid to be at the convention. To be at the convention you must be a member of the NMRA. More information will be coming on the Convention. We will also have contact names in the future. Contact me with questions and I will do my best to answer them.



Rob Bowers – Superintendent
Division 5
NMRA – Mid Central Region

The Devil is in the Detail.

By: David Neff Assist. Super

An old saying but actually it isn't. In our world of model railroading, the interesting advantage is in the detail we add. Detail can make a great difference, bringing much more interest and life to a structure, locomotive, rolling stock, or a particular scene. The most interesting model railroads on any tour are those which capture our focus and imagination with many details. On structures we build, detailing can begin with features on the structure that can be highlighted--light fixtures, cornices, rooftop detail, gutters and downspouts, clinging vines, window decorations, and

decals. Plus overall weathering! If the structure is a town or commercial building, sidewalks, pedestrians, benches, lamp posts, mailboxes, sidewalk elevators, etc, make the structure and its placement look real. Industrial structures can have clutter, shipping crates, motors and machinery, towmotors, and workers. Signage can indicate what the structure does, either with decals or rooftop billboards. Rolling stock can have stirrups and 'lace' roof walks added, brake wheels, underframe detail, and of course weathering. Gondolas, flats, boxcars with open doors can display a wide variety of interesting loads. Loco-

motives offer opportunities for lights, horns, bells and whistles, ventilators, etc which can be added to ready-to run models. Overall scenes can come alive with interesting (and sometimes peculiar or even whimsical detail) with people, pets (or think raccoons with garbage cans in a city or farm house scene). And of course there are many possibilities with scenery. How about crows and road kill? Eagles/nest on a tall tree beside a river or lake? Fishermen and boats on the water? Fishing off a bridge? Kids hiding in a culvert under the track roadbed? We've all been drawn to accident/emergency vehicle scenes

on modules. Buildings on fire. Locomotives derailed and a wreck train on the scene. Road maintenance or convict gangs heavily guarded. The variety and possibilities are endless in helping to define our fantasy world of model railroad and make it seem real--especially to visitors.

Our next few meeting programs offer opportunities to learn more about detail work, especially on decorating structures and decaling. In the fall we'll have a look at casting resin and pewter objects. Bring and Brag will feature what *you* have detailed. Be sure to be there!

UPCOMING DIVISION 5 MEETINGS

Division 5 monthly meetings normally start at 7:30 PM.

Location: **Hambden Town Hall**
 13887 GAR Highway (Route 6)
 Chardon, Ohio

Located on Rt. 6 between the intersection of Rt. 608 and Rt. 166 next to Hambden Elementary School east of Chardon.

April 5th, 2013

Location: Hambden Town Hall
Program: Building / Decorating a DPM Structure (Dick Roth)
Bring & Brag: Structure that You have Built with Extra Detail
 (decals, roof vents, vines, etc)

May 3rd, 2013

Location: Farmpark Kirtland, Ohio
Program: Locomotive Repair (Frank Bongiovanni of Div. 4)
Bring & Brag: Locomotives that you have repaired or super-detailed.

June 7th, 2013

Location: Hambden Town Hall
Program: Decaling (Dennis Lloyd)
Bring & Brag: Structures or rolling stock that have been decaled.

The HO Modular Group

The "Lake, Geauga HO Modular Group" will be meeting in the theater at Farmpark on Tuesday April 23rd at 7:00 pm. Anyone that is interested in participating with or joining the group is invited to attend this meeting of enthusiastic modelers. Simply enter through the front entrance at Farmpark in Kirtland, there is no charge.

SCHEDULED EVENTS

BOD Meeting (NEW MEETING DATE) Denny's Restaurant Mentor, Ohio	April 8
NETS Swap Meet 422 Mentor Ave. Painesville, Ohio	April 11
HO Module group meeting Farmpark theater Kirtland, Ohio	April 23
Railroads in the Park (Boy Scout Merit Badge) Farmpark Kirtland, Ohio (9am to 5pm)	May 3 thru 5 May 4
Railfanning Day Painesville Depot Painesville, Ohio 44077	May 11
BOD Meeting Hambden Town Hall Hambden, Ohio	May 13
NMRA Regional Convention Dayton, Ohio	May 16-18

The NETS Group Swap Meet. (North East Train Society)

The NETS Group will be holding a mini railroad swap meet at the First Church of Christ in Painesville on Thursday April 11 at 7:30pm. Admission and tables are free and it is a good time and place to sell or swap train components that are no longer needed in your collection. The main focus is "HO" but all scales are welcome. For more information, call Lenny @ 440-478-6661.

Division 5 Meeting Minutes

March 1, 2013 7:30 pm

Meeting was called to order by **Superintendent Rob Bowers** at 7:30 pm at Hambden Town Hall. There were 27 members and 4 guests present.

Reviewed upcoming events such as the Oil Creek & Titusville RR Easter Bunny Special on Mar 23 and the open house at the B&O roundhouse on West 3rd Street on Mar 23.

Announced that the **Division 5 BOD** meeting dates are being changed to the second Monday of each month to give the Trainwire Editor more time to get minutes and event information for the following month's newsletter.

Jim Wendorf provided the latest status for Railfest 2013. A signup sheet for Railfest jobs was passed around. We have lost a couple of our regular dealers due to death. A couple more have decided to drop out of Railfest. We have a number of new dealers. Box lunches for dealers is a new feature this year and is very popular. The proposed Saturday evening dinner at the college has been cancelled due to little response. The setup and starting times were reviewed for each day.

Members were reminded that they need to fill out a **Division 5 Fleamarket Table** form if they want to sell items at the Division 5 sales table.

Sam Monturi was awarded a Certificate of Appreciation from the Division 5 BOD for all the long hours he put in at Farmpark in December promoting the hobby.

Bring & Brag:

Matt Kross	Bob Gittinger	Ted Wiese
Jim Dennis	Ken Stroebel	Tom Pescha
Bill Berger	Rich Kacprzak	Bill Osborne

Program: Ken Stroebel presented pictures of layouts he visited in the Pacific Northwest.

Question Time:

A member had a problem with a DCC locomotive that will only go in one direction. It was suggested to try re-setting the decoder to the factory default settings. Otherwise, it may just be a bad decoder.

Business Meeting:

The April BOD meeting will be held in Mentor somewhere. Rob Bowers will find a location.

The March BOD meeting date will need to remain as the third Monday because that is the date we have the Hambden Town Hall reserved for.

The Division's **video projector** showed signs it was quickly failing during the evening's program. Wayne Lette will investigate whether it is worth repairing. We may need to buy a new one.

A **grant request** has been submitted to the Lake County Visitors Bureau with regards to Railfest. If it is approved, we could receive money towards the cost of putting on next year's Railfest.

It was noted that the **Railfest website** has lists of hotels and restaurants if anyone asks for information.

Submitted by:

Matt Kross – Division 5 Clerk

Division 5 BOD Meeting

March 18, 2013 7:30 pm

A **Division 5 BOD meeting** was held on March 18, 2013 at Hambden Town Hall. In attendance were Rob Bowers, Dave Neff, Bonnie Lette, Wayne Lette, Matt Kross, Bob Frieden, Bob Gittinger, Tom Pescha, Don Bittner, Dale Smith, Jim Wendorf, and Lenny Kessler.

An initial review of **Railfest 2013** was conducted. Everything went okay with setup, the show, and teardown. The box lunches were successful. In the future, Jim would like a separate person to handle taking the reservations and collecting the money. Bob Frieden volunteered to do this. We would still like to have a Saturday evening dinner in the future. We will explore our options including holding the dinner somewhere other than at the college such as Dino's restaurant next door. Publicity was very good this year. The full page News-Herald ad was well received and more dealers want to participate in it next year. Attendance this year was about 100 people more than last year. Receipts are slightly higher than last year. The cost of the college went up this year. We cut down on some other expenses to compensate for the price increase. We need to do a better job at getting people to man the NMRA recruitment table and provide instructions on how to process new members.

We are working with **NOARS** to get a call for 2014 convention clinicians out to their members. We are specifically interested in clinics that talk about the railroads that were in northeast Ohio.

Discussed possibilities for **modular layouts** at the 2014 national train show in Cleveland. We have been told that there will be plenty of space for layouts. The HO and N-Trak groups should start estimating the amount of space they will need.

Layouts for the 2014 convention need to be finalized by December 1, 2013.

All volunteers for the 2014 convention need to register for the convention. There is currently a 20% discount if you register now. This will be ending very soon and drop to a 10% discount. If you are planning on working at the convention, register now.

Dick Roth is putting on a "hands on" clinic at the April meeting. Dick has suggested to have members bring back their finished projects at a future meeting to show what they have done and win some prizes that Dick will provide. The BOD suggests that a popular vote be conducted to determine the winners.

We will once again provide the **railroad car kits** for the **Boy Scout Railroading Merit Badge workshop** at Farmpark in May. We will purchase 25 cars from HobbyTown. Dennis Lloyd is checking on what discount we can get.

The **car project committee** said they will present their proposal for the next Division 5 custom car at the April BOD meeting.

We received a request from the **Spring Hill Winery** in Geneva to put on a model railroading presentation in conjunction with a book signing session they are hosting for a book about hoboes. We are in the process of getting more information from them.

The Western Reserve Railroad Association / Painesville Depot submitted a donation request for funds to help them construct their layouts at the depot. The BOD approved giving them \$500 with the option of an additional \$250 later in the year if they can show progress being made on the layouts.

The idea of supporting **4H clubs** in our area was presented. Division 4 is currently doing this with a 4H club in Medina. They are helping the group build modules and teaching them model railroading basics.

There was some discussion about the time of year that we hold **Promo Day**. It was suggested that we might get better attendance if we held this event in January or February.

Division 5 BOD Meeting cont....

March 18, 2013 7:30 pm

(Continued from page 4)

Dale Smith is working on setting up an operating session on a layout in Jamestown, NY, possibly in June or August.

Wayne Lette reported that the Division's video projector was still under warranty and so he returned it for repair. He has received word that the repairs have been completed and the unit is being shipped back to us.

There was some discussion about the procedure required for **members of neighboring Divisions** to join our division instead. We have a couple of people that are on the border of Division 4 and 5 that would like to join our Division.

The next **Division 5 BOD** meeting will be April 8, 2013 at 7:30 pm at the Mentor Denny's Restaurant by the mall.

Submitted by:

Matt Kross – Division 5 Clerk

Certificate of Appreciation.

At the March meeting of Division 5, NMRA, Sam Monturi was presented with a Certificate of Appreciation. Sam was volunteering at Lake Farmpark's "Country Lights".

In December, Sam's volunteered 289.5 hours. If that's not enough, in November he logged an additional 64.25 hours. That total is 353.75 hours!

These were not simply hours that were logged in. They were memories created. Besides working with the HO modular group, Sam had a switching layout that the children were encouraged to operate. Once they accomplished their task of carefully moving the locomotive and cars, Sam handed them a Junior Engineer's Certificate. From the excitement on the children's faces, I can imagine that those certificates will be taped to bedroom walls and will also find their way into the scrapbooks, next to the smiling faces of the Junior Engineers.

The award reads as follows:

**For outstanding effort and unwavering
Devotion to promoting the hobby of
Model Railroading for the youth
at Lake Farmpark's 2012 Country Lights**



Hands-on Clinic – Structure Scenery

By: Dick Roth

Over the last few years, I have done several clinics using parts and supplies supplied early on by Design Preservation Models and more recently by Woodland Scenics. The parts and supplies shown in article and the hands-on clinic to be held on April 5th at the MCR 5 Monthly Meeting are made through the gracious support of Woodland Scenics. In addition, prizes for contest winners for clinic enhancements are being gifted by the Oil Creek & Titusville Lines and the Oil Creek Railway Historical Society.

The clinic will use Design Preservation panel for the basis, one a flat plain panel while the other contains windows. The idea of the hands-on clinic is to use the two pieces that have been spray-painted a flat red primer to simulate red brick and embellish them in ways that will make them noteworthy. The modelers are encouraged to add to the two panels supplied to construct a complete building that can be proudly displayed on a layout.

I know that some of you model scales other than HO, but for this exercise, all are being supplied in HO scale to simplify selection of the parts and products.

The objective of this exercise will include; treatment of the walls such as mortar joints and weathering, addition of scenery such as greenery, signs, and other additions, embellishment to the exterior walls, treatment of the windows, and interior details as seen through the windows. Given time constraints for the clinic, there will not be sufficient time to accomplish everything during one evening, thus the participants are encouraged to continue their treatments in the coming days and bring it back for judging at the May meeting.

Remember, there's a \$25.00 cash prize and tickets to the OC&TRR valued at up to \$38.00 for the winners.

First Things First


The panels will arrive at the meeting already painted with the flat red primer. There are two panels, one a two-story flat wall, and the second, a panel with a ground level flat wall, but with some windows above. A supply of paints, brushes, paper towels, and other necessary supplies will be available to the modelers weather, shade and enhance the exteriors.

White Glue and several colors of ground foam will be available to add shrubbery and small signs to add for posters and advertising.

Some computer generated colors will be provided that can be used as background for windows. Additional backgrounds can be added at home to add additional interest to the structure.

Begin at the Beginning

Let's begin with the flat wall panel. The first thing is to decide how and how much you would like to embellish it. For this sample shown, I added some simulated mortar using a contrasting color for wash and a few dabs of darker dry-brush to simulate some paint that was applied at one time or another. I also applied a bit of a lighter color at one bottom corner to simulate what would probably be water staining a cracked area at that corner. The corner will serve in the next step as the starting point for some vines winding their way upward.



Progressing Onward

Decide where and how much greenery you wish to have on your building. Toothpicks are available to form lines of white glue to dust with ground foam.

There are some sheets with small pictures that can be used to simulate signs. For newly applied signs, cut them out and slap them on as is. Use a bit of white glue on the back to adhere them. If you are ambitious though, use some of the fine sandpaper available to thin the sign by sanding away some of the back until it is tissue paper thin, and maybe with some holes obliterating portions for a sign that long served its purpose and now giving way to age.

There's much more that could be done, the sky's the limit.


(Continued on page 7)

Hands-on Clinic – Structure Scenery cont.....

(Continued from page 6)

Next Up – The Window Panel

I started this panel much the same as I did the flat wall panel, adding the wash for the mortar and a few stains here and there. I then took on the window areas, weathering them. Here again, comes the need for answers, how and show much do you want to do. I added some stains in the corners.




When I went to the next step, I decided to connect some of the vines around the corner to continue around the windows. I also added a bit of green paint at the one window to simulate a heavy growth of moss. Having the moss cover seemed to indicate some inclination to being damp for extended periods, so a bit more stains seemed to be in order too.

Two Sides to the Story

Don't forget, as they say, there's two sides to every story, and panels are two stories high. Don't forget the inside of the building. Connect the panels to form two adjacent sides with maybe a couple braces to strengthen it.

Decide what you would like to do on the inside too, especially, the area inside the windows. An inner wall with some window treatment might also be practical. You might like to consider even a bit of a scene inside the windows with a couple pieces of furniture, a framed picture, or even a wall clock.






Did you ever stand in a window and look down on those outside. Who's to say someone inside isn't looking down on your scene right now?

DR for MCR-5

Railfest Raffle Winners.



Modeler's Corner.





In every city setting on a model railroad layout a large building under construction always draws a lot of attention. If you are looking for a house under construction you will have no problem finding one because there are plenty of models available. But I wanted more than just a small building under construction so I scratch built this model from left over parts from various structure kits and a toy girder and panel set. This model was built to enhance one of the many industrial complexes on Len Kessler's

model railroad layout. As you can see from the pictures, this future building can be anywhere from five to ten stories tall. At this point the building has four stories started and Ironworkers are working on the fifth floor. The pictures show that three floors have deck forms installed waiting for concrete and several stairways are already completed. The large crane will be part of the diorama and will add authenticity to the model and the figures will bring the construction site to life. If you look close, you can see the building has an

elevator hatch with the king rail in place, (*Len is a retired Elevator Constructor and I knew he would get a kick out of it.*) The building has a sixty-five square inch foot print. When it is finally set in place on the layout, its foot print will double to accommodate the numerous trucks making deliveries and the grounds will be littered with material waiting to be hoisted to the workers on the upper floors. On this model I added such items as wheel barrows, hand trucks, hand tools, gang boxes, steel beams, planks, and even welding and cutting torch tanks. My rule of thumb is

there is no such thing as **too much detail**. This model would fit easily in any city or industrial center on anyone's layout. - *Alan Arthur*

This was one of Alan Arthur's latest projects, what are you working on? If you would like your project featured in the **Modeler's Corner** then take plenty of pictures, write down some information on your project and send it to the Trainwire editor by email. - *The Editor*





**NMRA
CLEVELAND
2014**



NATIONAL CONVENTION

**THE
CONVENTION
JULY 13-20, 2014**

www.2014cleveland.org

RailFanning Day



at

The Western Reserve Railroad Association

Painesville Depot

475 Railroad Street, Painesville, Ohio 44077

Spend a day *RailFanning* at the Painesville Depot

Visit this Historical Train Depot



The Depot opened in 1893 for the Lake Shore and Michigan Southern Line

The depot is on the CSX Main Line -Mile Post 153.2-

Saturday, Feb. 9, 2013

Saturday, May 11, 2013

Saturday, July 27, 2013

Saturday, Oct. 12, 2013



10:00 am to 5:00 pm



Be sure to bring your Camera and a CHAIR!
Food and Drinks available



www.painesvilledepot.org

Team Trackwww.MCR5.org**Division 5 Officers**

(Terms expire June 2014)

Superintendent	Rob Bowers	440-942-3039
		Super@MCR5.org
Asst. Superintendent	Dave Neff	440-269-1229
		AstSuper@MCR5.org
Treasurer	Bonnie Lette	440-298-3075
		Treasurer@MCR5.org

Division 5 Directors: (Terms expire June 2014)

Don Bittner	440-257-7555	Robert Gittinger	440-525-0237
Wayne Lette	440-298-3075	Tom Pescha	216-470-5780

Division 5 Board of Directors: BOD@MCR5.org**Division 5 Appointed Positions:** (Terms expire June 2014)

Clerk	Matt Kross	440-729-3045
		Clerk@MCR5.org
Railfest Chairman	Jim Wendorf	440-357-8890
		Railfest@MCR5.org
Promo Day Coordinator	Rob Bowers	(440) 942-3039
	Bob Frieden	PromoDay@MCR5.org
Achievement Program	Mike Buehner	440-428-0137
		AP@MCR5.org
Contests	(Open Position)	Contest@MCR5.org
Auditors	Dennis Lloyd	440-255-2530
	Tony Spena	Audit@MCR5.org
Trainwire Editor	Lenny Kessler	440-478-6661
		Trainwire@MCR5.org
Refreshments	Doug Riedel	440-286-7341
		Refreshments@MCR5.org
Membership Roster	Matt Kross	440-729-3045
		Membership@MCR5.org
Webmaster	Wayne Lette	440-298-3075
		Webmaster@MCR5.org
Company Store	Ted Wiese	440-256-5212
		CompanyStore@MCR5.org
Bring & Brag	(Open Position)	
Layout Tours	(Open Position)	

April Division 5 Meeting

April 5, 2013.

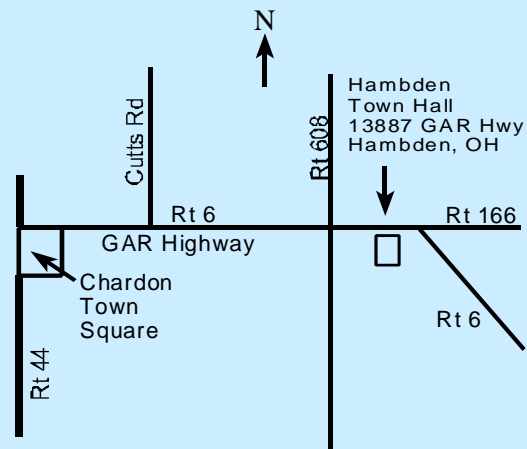
Division 5 monthly meetings normally start at 7:30 PM.

Location: **Hambden Town Hall**
13887 GAR Highway (Route 6)
Chardon, Ohio

Located on Rt. 6 between the intersection of Rt. 608 and Rt. 166 next to Hambden Elementary School east of Chardon.

Program: Building / Decorating a DPM Structure (Dick Roth)

Bring & Brag: Structure that You have Built with Extra Detail (decals, roof vents, vines, etc)



Map to Hambden Town Hall

May Trainwire Deadline
April 20th.

The Trainwire Newsletter

12049 Sperry Road

Chesterland, Ohio 44026

Publication of Division 5

"The Western Reserve Division"

Mid Central Region

National Model RR Association, Inc.

A Non-Profit Educational Organization

April, 2013

**Division 5 Membership
as of March 1st, 2013**



90

Electronic Version

The Trainwire

The Trainwire is an official publication of Division 5 "The Western Reserve Division", Mid Central Region, of the National Model Railroad Association. It is published approximately once a month and mailed to all NMRA members residing in Lake, Geauga, and Ashtabula counties (Ohio) free of charge, as long as the

Division has funds for mailing. Others wishing to receive it may do so for the annual fee of \$12.00 for a mailing or it is always available on the website (FREE). Information regarding *The Trainwire*, Division 5, or the NMRA may be obtained by writing to 3257 Center Road, Perry, Ohio 44081 or sending an e-mail to

Trainwire@MCR5.org. The Trainwire and Division 5 activities are funded by flea markets, raffles, contributions, and donations. All comments and opinions are welcome. Those views expressed in *The Trainwire* do not necessarily reflect the policies or opinions of the NMRA, the Mid Central Region or Division 5

The Western Reserve Division 5



www.mcr5.org

A non-profit educational organization



Trainwire Editor:	Lenny Kessler	3257 Center Rd. Perry, Ohio 44081	440-478-6661	Trainwire@mcr5.org
Superintendent:	Rob Bowers	7257 Hayes Blvd. Mentor, Ohio 44060	440-942-3039	Super@mcr5.org
Asst. Super:	Dave Neff	5479 Chestnut Hill Dr. Willoughby, Ohio 44094	440-269-1229	AstSuper@mcr5.org
Treasurer:	Bonnie Lette	17541 Thompson Rd. Thompson, Ohio 44086	440-298-3075	Treasurer@MCR5.org
Clerk:	Matt Kross	12049 Sperry Road Chesterland, Ohio 44026	440-729-3045	Clerk@mcr5.org